

TATE MONROE WATER SAFETY AND HEALTH STANDARDS FOR CONNECTION TO PUBLIC WATER

Connections to the Tate Monroe Water Assn., Inc. (TMWA) system must be installed in the following manner:

- 1) The customer's service line must be connected to the end of the 1 inch CTS P.E. tubing, referred to as the pigtail connection, located outside the meter vault. **See Figure 1 below.**
- 2) The service line must be one of the following types:
 - a) Copper K Type, Plastic (PVC, CPVC, PE)
 - b) Must be National Sanitation Foundation (NSF) approved.
- 3) The expansion tank must be on the cold water line going to the water heater.
- 4) Materials must be rated at 200-lbs test pressure or greater.
- 5) The service line must be a minimum of $\frac{3}{4}$ inch I.D. (inner diameter) and installed at a minimum of 36 inches deep.
- 6) A **gate valve, dual check valve, pressure reducing valve, and an expansion tank** must be installed on all service lines unless approved by TMWA. The valves must be located in an area that is easily accessible for maintenance and before any consumption. Install the expansion tank on the cold water line near the water heater. TMWA personnel are **not permitted** to enter crawl spaces. Valves located within a crawl space must be accessible without entry.
- 7) Water meters and service lines must be installed on the customer's property, within 10 to 15 feet on either side of the driveway, and at least 10 feet from sewage systems. TMWA must approve the meter location before the customer installs their service line. If the meter vault is located off the customer's property, it will be at the customer's expense to have it relocated. **(Customer is responsible for knowing his/her property boundaries.)** The customer and/or contractor is required to call Ohio Utility Protection Service at 1-800-362-2764 to have all underground utilities marked before any excavation.
- 8) **Meters will be kept accessible at all times.** If fences are installed, gates must be placed close to the meter.

The Environmental Protection Agency and the Ohio State Plumbing Code prohibits the cross connection of a public water system with a private supply. There must be no physical tie between the public water supply and the private water system. TMWA will make inspections when the service is installed and at random anytime in the future.

Please contact the TMWA's office Monday through Friday from 9:00AM to 4:00PM to schedule an appointment for the inspection of the valves in your plumbing system. Please allow at least 24 hours notice when making this appointment. The meter will be installed once your plumbing system has passed TMWA's inspection. Failed inspections will require an additional fee.

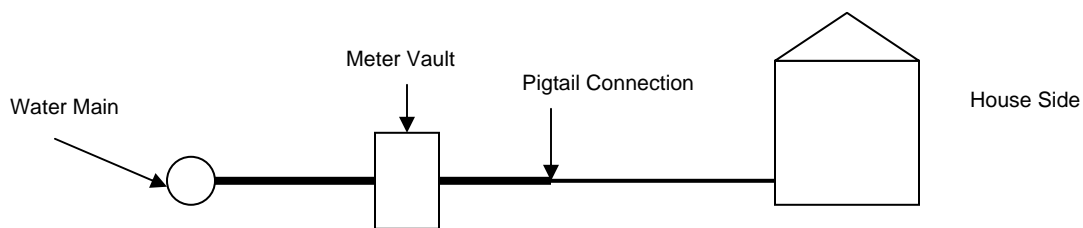
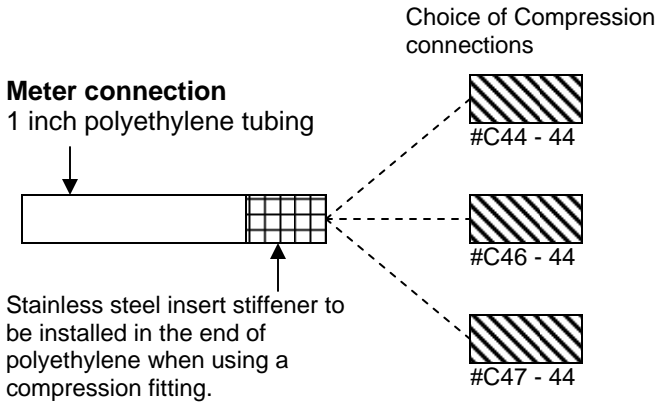


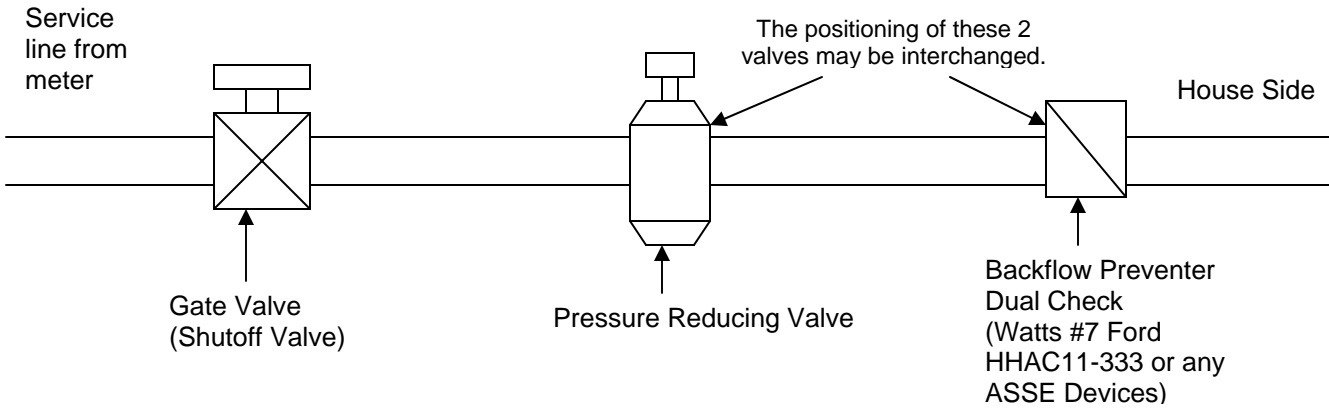
Figure 1

THE CUSTOMER MUST CLEARLY MARK THE LOCATION OF THE METER TO MEET TMWA'S APPROVAL (SEE ITEM #7). FINAL GRADE MUST BE ESTABLISHED BEFORE THE METER IS SET OR THE CUSTOMER WILL BE REQUESTED TO PAY FOR ADJUSTMENTS IN ITS LEVEL.



Possible service lines to house

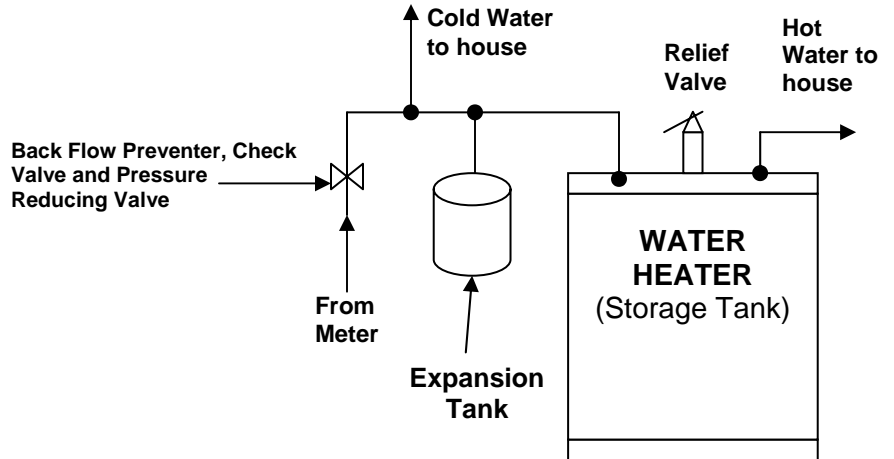
-
-
- 1-inch copper tube or CTS polyethylene O.D. 1.125"
-
-
- 1- inch iron pipe size polyethylene O.D. 1.135"
-
-
- 1-inch schedule 40 PVC O.D. 1.32"



Why the Little Water Tank?

Article by Don Blum from OpFlow Magazine

This is a question asked by many homeowners. The little tank that the plumber installed in the cold water line will extend the life of your water heater. Water expands when it is heated. This expanded water previously pushed the water in the cold water line back into the water main. However, with various codes now requiring backflow prevention devices and pressure reducing valves to be installed in the water system, the water can no longer back into the water main. The "Little Tank" is an expansion tank, which acts as a temporary storage site for the expanded water. Without this tank, your hot water heater could fail prematurely because of the high internal pressure created by the expanded water. This tank also prevents the water heater relief valve from popping off and possibly failing when really needed. The expansion tank helps to extend the life expectancy of other water using appliances by preventing the increase of water pressure. Now you know the important reasons for this "Little Water Tank."



Expansion Tank

- Prevents Pressure Build-up
- Eliminates Relief Valve Spillage
- Protects Plumbing Fixtures
- Prevents Center Flue Collapse
- Extends Water Heater Life
- Eliminates Hot Water Waste